



Neuro-Ophthalmology Virtual Education Library: NOVEL NANOS 2010

Nancy Lombardo, MLS

Spencer S. Eccles Health Sciences Library, University of Utah

Kathleen Digre, MD

Moran Eye Center, University of Utah

Larry Frohman, MD

New Jersey Medical School



<http://library.med.utah.edu/NOVEL/>





The Neuro-Ophthalmology Virtual Education Library

A discipline specific, open access repository of digital materials (images, video, lectures, articles and animations), to be used for educational and research purposes by health care professionals, educators, patients, and students.

Home

Contribute

Curriculum

Patient Portal

Rare Disease Registry

About NOVEL

Project Wiki

Related Resources

Make a Donation

Feedback

Search Collections

Search

[Advanced Search](#)

[Send a Comment](#)

Collections



[AAO/NANOS](#)



[Daroff, Robert B](#)



[J Neuro-Ophth](#)



[Kennerdell, John S](#)



[Moran Eye Center](#)



[Smith, J Lawton](#)



[Wilhelm, Helmut](#)



[Cogan, David G](#)



[Hoyt, William F](#)



[Kardon, Randy](#)



[Loewenfeld, Irene](#)



[Sadun, Alfredo A](#)



[Walsh Sessions](#)



[Wray, Shirley H](#)

New NOVEL URL - <http://NOVEL.utah.edu>



Administrative

- **NANOS Funding**
 - \$30,000.00 – Rec'd 6/1/09
- **Improved searchability**
- **Improved database displays**
- **Collections growing**
 - Collection web sites - re-design in progress
- **Moved all video assets to UU central server**
 - Will add Flash and iPod formats soon
 - Add visual display to records



Improved Searching

- **Advanced Search**

- From NOVEL home page, searches all collections

Search Collections [Advanced Search](#)

The Neuro-Ophthalmology Virtual Education Library

home : browse : **advanced search** : preferences : my favorites : credits : using the collections

Search: [Across all fields](#) | [Selected fields](#) | [By proximity](#) | [By date](#)

Find results with:

All of the words

The exact phrase

in

in

[+ more fields](#) | [- fewer fields](#)

Search results for **See-Saw Nystagmus** [search again](#)

results 1-7 of 7 item(s) page 1 of 1 : (<< 1 >>) :: previous : next


select all : clear all : add to favorites

	Image:	Title:	Subject:	Description:
1.		He See, He Saw, He Conquered	Nystagmus, pendular (binocular & monocular); Headaches; Visual loss; Hydrocephalus; Nystagmus, see saw	A 22-year-old man had severe headaches and was found to have papilledema. His vision declined in both eyes over several weeks.
2.		See-Saw Nystagmus	See-Saw Nystagmus	
3.		See-Saw Nystagmus	See-Saw Nystagmus	7-year-old female whose mother noticed her eyes "bouncing" for 2 months. Visual acuity 20/70 OD and 20/40 OS, reduced color vision OU, and no afferent pupillary defect. See-saw nystagmus documented with...
4.		See-saw Nystagmus	See-saw Nystagmus	
5.		See-saw Nystagmus	Pendular See-saw Nystagmus Bitemporal Hemianopia Craniopharyngioma	The patient is a 21 year old woman who was referred to an endocrinologist for evaluation of amenorrhoea. She was found to have bitemporal hemianopia and compression of the chiasm. CT Brain showed: A partially...




Improved Searching

- Individual Collections
 - From link within individual collections, searches only that collection



The Shirley H. Wray Neuro-Ophthalmology Collection

TABLE OF CONTENTS | WRAY COLLECTION HOME | NOVEL HOME

advanced search 

NAVIGATION TREE

home : browse : advanced search : preferences : my favorites : credits : using the collections




Search results for **Progressive External Ophthalmoplegia** [search again](#)

results 1-5 of 5 item(s) page 1 of 1 : (<< 1 >>) :: previous : next

Refine your search

Creator Shirley H Wray, m.d, ... (5)

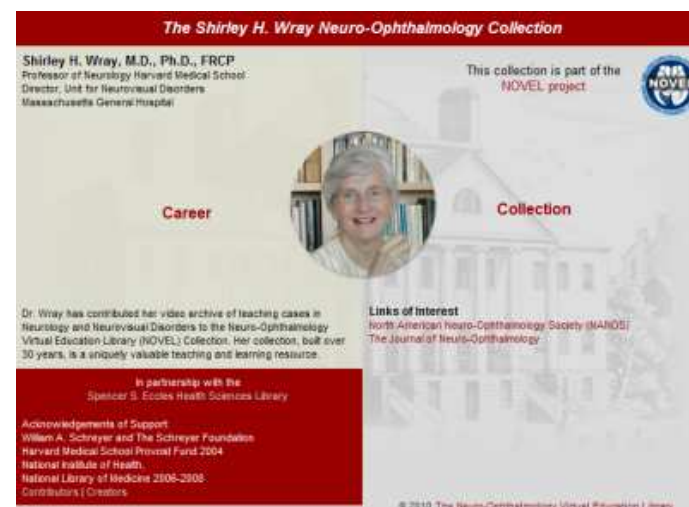
select all : clear all : [add to favorites](#)

Image:	Title:	Subject:	History:
<input type="checkbox"/> 1. 	Progressive External Ophthalmoplegia	Unilateral Ptosis; External Ophthalmoplegia Affecting Upgaze; Normal Pupils; Progressive External Ophthalmoplegia (PEO); Mitochondrial Myopathy; Unilateral Progressive External Ophthalmoplegia;	This 48 year old woman, who was first seen by a neurologist in March 1989, with a 7 year history of progressive unilateral ptosis, mild facial weakness and generalized fatigue. On examination she had ptosis...
<input type="checkbox"/> 2. 	Progressive External Ophthalmoplegia	Bilateral Ptosis; Facial Weakness; Complete External Ophthalmoplegia; Normal Pupils; Bilateral Progressive External Ophthalmoplegia (PEO); Mitochondrial Myopathy;	The patient is a retired physician, age 70, who recalls having eye muscle exercises as a child way back in 1924. Years later, she noted difficulty in focusing her eyes on horizontal gaze to the right and...
<input type="checkbox"/> 3. 	Progressive External Ophthalmoplegia	Bilateral Ptosis; Facial Weakness; Complete External Ophthalmoplegia; Bilateral Progressive External Ophthalmoplegia (PEO); Mitochondrial Myopathy; PEO plus Deafness; Cerebellar Degeneration with Ataxia;	In 1995 I published this case alongside eleven personal cases, three with the Kearns-Sayer Syndrome (KSS) and five with Progressive External Ophthalmoplegia (PEO). Am J of Neuroradiol:16 (5):1167-1173....



NOVEL Collections

- **Shirley H. Wray, MD, PhD**
 - Completed the collection this year – 161 cases
 - 73 teaching PPT presentations also added this year
 - Metadata updated on all cases
 - Complete case reports
 - Searching of collection

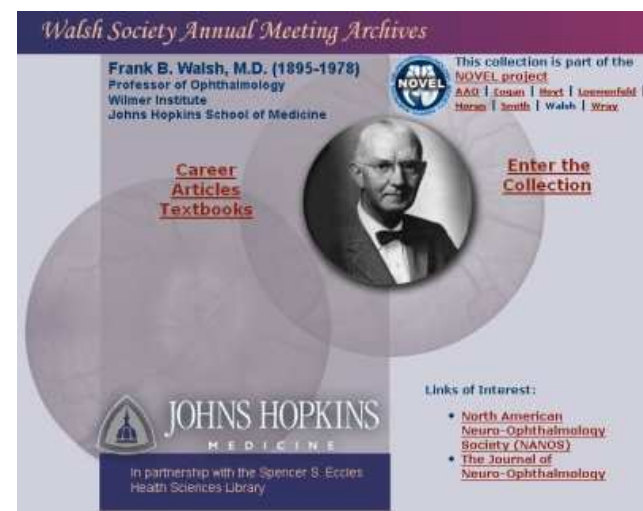


<http://NOVEL.utah.edu/Wray>



NOVEL Collections

- **Walsh Society Meetings** – 1335 objects, growing
 - Added 450 abstracts for 1973-1984, 2009
 - 2005 - 2009 - PPT, abstracts, video presentation
 - 1973 -2004 - abstracts
 - *Missing 5 years: 1969-1972, 1980, (1987, 1990)
 - <http://NOVEL.utah.edu/Walsh>





NOVEL Collections

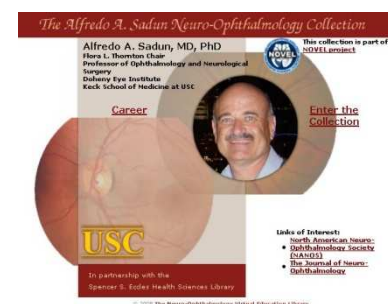
- **Robert B. Daroff Collection - NEW**
 - 56 video clips
 - Case Western Reserve University
 - Eye movement disorder videos from his VHS set produced in 1990
- **Prof. Dr. med. Helmut Wilhelm – NEW**
 - 39 video cases
 - Universitäts-Augenklinik, Tübingen, Germany
 - Pupil Quiz game in PPT format





NOVEL Collections

- **Moran Eye Center – 99 objects**
 - 17 video cases added, many to add
- **John S. Kennerdell Collection – 66 cases**
 - Orbital surgery cases cataloged,
 - Web site and browse menus developed
- **Alfredo A. Sadun Collection – 92 lectures**
 - “100 best lectures” in PPT-PDF format
 - Cataloged
 - Web site and menus developed






Patient Portal

- 16 topics covered, 5 in development
- Redesigned with patient friendly descriptions
- Added foreign language brochures
- Brochures are indexed in the NOVEL database
- Links to authoritative sources
 - NOVEL resources
 - Medline Plus – consumer health information
 - PubMed – current literature
 - Support groups, Societies, Association web sites
 - <http://NOVEL.utah.edu/portal>



<http://library.med.utah.edu/NOVEL/portal>



- Home
- Contribute
- Curriculum
- Patient Portal**
- Rare Disease Registry
- About NOVEL
- Project Wiki
- Related Resources
- Make a Donation
- Feedback

NOVEL: Patient Portal

General Information

- [Guide to eye disease terms from the Medical Library Association](#)

CONDITIONS

Condition	Description
Anisocoria	Anisocoria means that the pupil in the right eye and left eye are not the same size.
Anterior Ischemic Optic Neuropathy	Most patients with AION notice a sudden disturbance in their vision.
Blepharospasm	Blepharospasm is a condition in which uncontrolled blinking, squeezing, and eyelid closure occur in both eyes.
Drusen	Drusen are yellow deposits under the retina. Patients usually have no symptoms and do not notice any problem with their vision.
Dry Eye Syndrome	Itching, burning, a scratchy sensation, a sensation that there is sand or grit in the eye, or intermittent blurring of the vision can all be symptoms of "dry eyes"
Hemifacial Spasm	The patient with Hemifacial spasm experiences involuntary contractions, called "spasms," of the muscles on one side of the face.
Homonymous Hemianopia	Homonymous hemianopia refers to a condition in which a person can see only to one side, the left or right.
Microvascular Cranial Nerve Palsy	Microvascular cranial nerve palsy can cause weakness in one or more muscles. If the eyes aren't moving together the patient will experience blurred or double vision.
Migraine	A migraine is a very painful type of headache. During migraines, people may experience nausea and vomiting as well as light and sound sensitivity.



JNO Archives

- Lippincott Williams & Wilkins (LWW) has transferred the complete collection of JNO electronic archives to NOVEL
- 1994 – 2007 available online
- 2008 in process
- <http://NOVEL.utah.edu/jno>



<http://library.med.utah.edu/NOVEL/jno>

NOVEL: Journal of Neuro-Ophthalmology Archives

2008

- [March 2008, Volume 28, Issue 1](#)

2007

- [March 2007, Volume 27, Issue 1](#)
- [June 2007, Volume 27, Issue 2](#)
- [September 2007, Volume 27, Issue 3](#)
- [December 2007, Volume 27, Issue 4](#)

2006

- [March 2006, Volume 26, Issue 1](#)
- [June 2006, Volume 26, Issue 2](#)
- [September 2006, Volume 26, Issue 3](#)
- [December 2006, Volume 26, Issue 4](#)

2005

- [March 2005, Volume 25, Issue 1](#)
- [June 2005, Volume 25, Issue 2](#)
- [September 2005, Volume 25, Issue 3](#)
- [December 2005, Volume 25, Issue 4](#)

2004

- [March 2004, Volume 24, Issue 1](#)
- [June 2004, Volume 24, Issue 2](#)
- [September 2004, Volume 24, Issue 3](#)
- [December 2004, Volume 24, Issue 4](#)

2003

Journal of Neuro-Ophthalmology

home : browse : advanced search : preferences : my favorites : credits : using the collections

add document to favorites : add page to favorites : reference url

back to results : previous : next

Search this object:

1 hit(s) :: previous hit : next hit

View: document description go

previous page : next page

Journal of Neuro-Ophthalmology, March 2004, Volume 24, Issue 1

- Table of Contents
- Treatment of Intracranial Aneurysms
- Delayed Exacerbation of Third Nerve Palsy Due to Aneurysmal Regrowth After Endovascular Coil Embolization
- Methylprednisolone Treatment Does Not Influence Axonal Regeneration or Degeneration Following Optic Nerve Injury in the Adult Rat
- Occipital Hypometabolism Demonstrated by Positron Emission Tomography After Temporal Lobectomy for Refractory Epilepsy
- Bilateral Occipital Lobe Hyperperfusion Demonstrated by Single Photon Emission Computed Tomography

Journal of Neuro-Ophthalmology

The Official Journal of the North American Neuro-Ophthalmology Society

March 2004 • Volume 24 • Number 1

EDITORIAL

1 Treatment of Intracranial Aneurysms: Clipping or Coiling?

24 Bilateral Occipital Lobe Hyperperfusion Demonstrated by Single Photon Emission Computed Tomography During Seizure

8.50 x 11.00 in



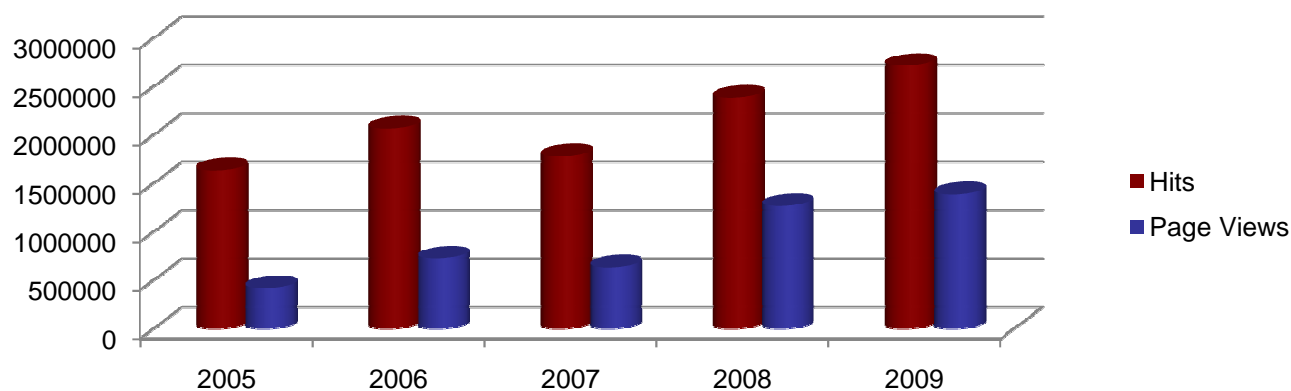
NOVEL Collections

- David Newman-Toker , growing
 - Videos in progress
 - Animation, lectures
 - Skew deviation animation under development
 - Will be added to home page soon



NOVEL Web Site Usage

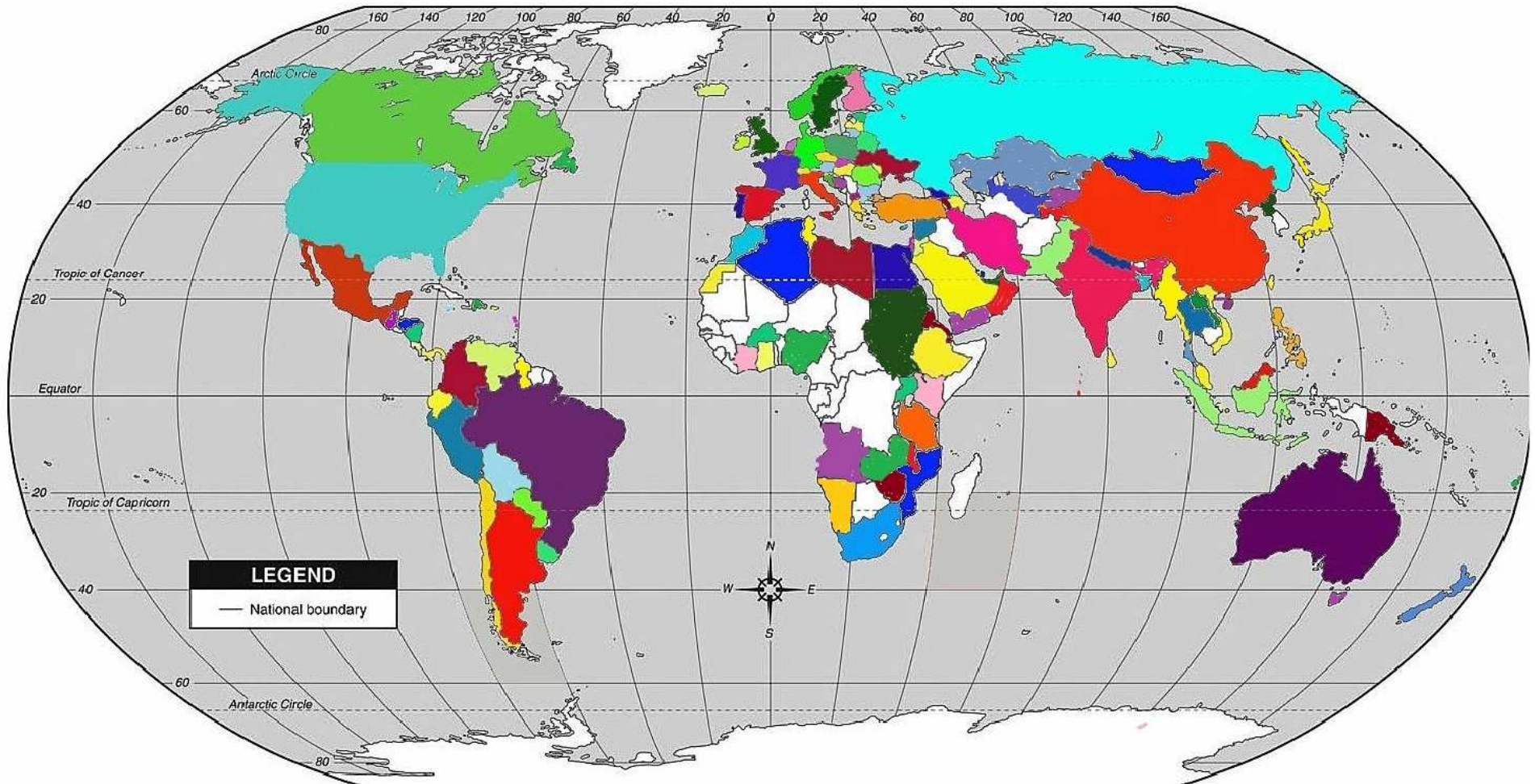
NOVEL Web	2005	2006	2007	2008*	2009
Hits	1,640,958	2,072,613	1,785,154	2,357,067	2,270,000
Page Views	422,915	731,571	639,614	1,236,651	1,390,283
Visits	305,309	341,047	406,878	207,332	199,974



- 71,617 unique visitors in 2009
- Web site redesigned, changed organizational structure, impacted usage stats



International Visits Global Reach



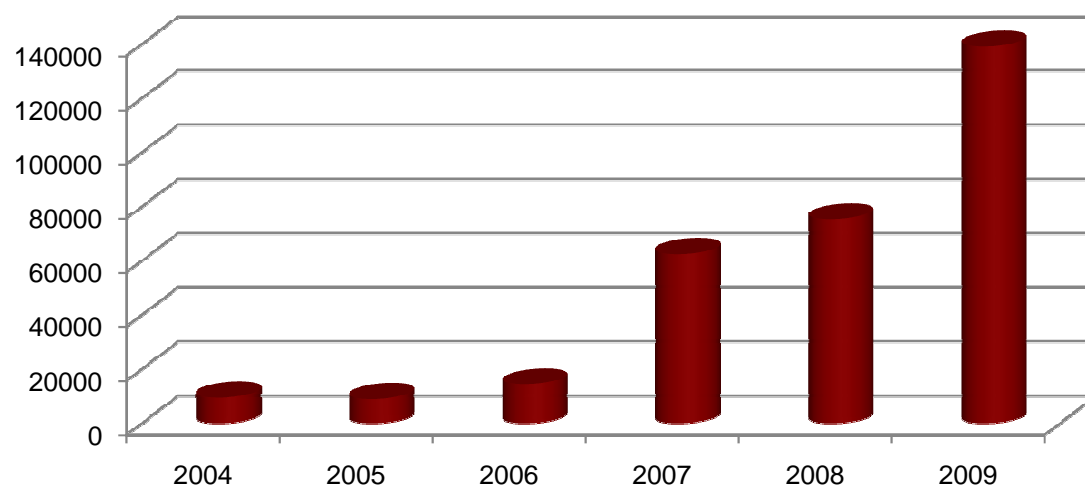
146 countries have NOVEL users in 2009!



Video Usage Statistics

2004 - 2009

Video Usage	2004	2005	2006	2007	2008	2009
Number of Clips Accessed	9,463	8,956	14,365	62,420	75,296	139,117





Video Usage Statistics

International 2009

101 Countries	139,117 Video	102,166 Visits		
United States/ 77,199 Egypt/ 3,948 China/ 2,343 Japan/ 2,227 Indonesia/ 1,597 India/ 1,582 Canada/ 1,559 United Kingdom/ 1,098 Hong Kong/ 1,067 Iran, Islamic Republic of/ 899 Australia/ 806 Singapore/ 730 Spain/ 650 Germany/ 615 Sweden/ 512 France/ 360 Italy/ 342 Uruguay/ 339 Netherlands/ 286 Brazil/ 278 Israel/ 267 Switzerland/ 218 Taiwan/ 209	Yugoslavia/ 194 Belgium/ 188 Turkey/ 177 Portugal/ 176 Korea, Republic of/ 165 Ireland/ 151 Malaysia/ 149 Russian Federation/ 149 Mexico/ 143 Saudi Arabia/ 129 New Zealand/ 126 Thailand/ 99 Denmark/ 98 Argentina/ 89 Norway/ 79 Peru/ 75 Hungary/ 72 Syrian Arab Republic/ 61 Poland/ 54 Nepal/ 44 Finland/ 42 Bangladesh/ 40 Croatia/ 37 United Arab Emirates/ 32	South Africa/ 30 Vietnam/ 26 Philippines/ 24 Greece/ 24 Austria/ 24 Colombia/ 22 Puerto Rico/ 19 Kuwait/ 18 Dominica/ 18 Oman/ 17 Slovenia/ 15 Romania/ 14 Slovakia/ 14 Czech Republic/ 13 Grenada/ 12 Jamaica/ 12 Jordan/ 12 Bulgaria/ 11 Iceland/ 10 Chile/ 10 Estonia/ 9 Pakistan/ 9 Antigua and Barbuda/ 9 Ghana/ 8	Kenya/ 8 Brunei Darussalam/ 6 Ukraine/ 6 Panama/ 5 Venezuela/ 5 Sudan/ 5 Dominican Republic/ 4 Gibraltar/ 4 Andorra/ 4 Algeria/ 3 Lithuania/ 3 Saint Kitts and Nevis/ 3 Costa Rica/ 3 Cayman Islands/ 3 Honduras/ 2 Barbados/ 2 Yemen/ 2 Bahamas/ 2 Bahrain/ 2 Latvia/ 2 Saint Vincent and the Grenadines/ 2 Satellite Provider/ 2	Cyprus/ 1 Qatar/ 1 Saint Lucia/ 1 Luxembourg/ 1 Lebanon/ 1 Maldives/ 1 Netherlands Antilles/ 1 Albania/ 1



Web Usage Statistics International 2009

144 Countries	199,974 Visits	71,617 unique visitors		
United States 165,545 Australia 2,724 Canada 1,967 Russian Federation 1,591 Switzerland 1,510 Europe 965 Germany 872 United Kingdom 865 United Kingdom 858 India 723 Korea (South) 676 Spain 630 Netherlands 594 Italy 552 Brazil 488 Sweden 444 Portugal 416 Japan 394 Ireland 363 South Africa 363 Mexico 358 Saudi Arabia 326 Turkey 300 Greece 285 France 264 Israel 260 Taiwan 246 Poland 242 Argentina 240 Egypt 235	Finland 231 New Zealand 223 Hong Kong 201 Czech Republic 195 Singapore 184 China 181 Arab Emirates, United 170 Belgium 155 Thailand 155 Romania 140 Hungary 133 Denmark 127 Colombia 113 Malaysia 111 Norway 100 Iran 95 Indonesia 87 Viet Nam 80 Pakistan 71 Austria 62 Dominican Republic 57 Croatia (Hrvatska) 55 Philippines 54 Slovak Republic 51 Chile 49 RS 47 Peru 47 Dominica 47 Ghana 44 Kuwait 42	Jordan 37 Ukraine 37 Nepal 33 Venezuela 32 Puerto Rico 31 Trinidad and Tobago 30 Bulgaria 29 Estonia 29 Syria 24 Latvia 24 Lithuania 22 Iceland 22 Antigua and Barbuda 21 Ethiopia 20 Cyprus 19 Barbados 18 Lebanon 16 Yugoslavia 16 Uruguay 15 Kenya 14 Morocco 13 Namibia 12 Slovenia 12 Niue 11 Moldova 11 Georgia 11 Brunei Darussalam 11 Costa Rica 10 Nicaragua 9 Malta 9	Guatemala 9 Libya 8 Bolivia 8 Mongolia 8 Bangladesh 7 Bermuda 7 Armenia 7 Cote D'Ivoire (Ivory Coast) 7 Nigeria 5 Paraguay 5 Belarus 5 Mauritius 5 Antilles, Netherlands 5 Macedonia 5 Ecuador 5 Bahrain 5 Luxembourg 4 Qatar 4 Sri Lanka 4 Christmas Island 4 Samoa 3 Algeria 3 Myanmar 3 Fiji 3 Zambia 3 Jamaica 3 Bosnia and Herzegovina 3 Oman 3 Tanzania 3 Cayman Islands 3	Bahamas 3 Tuvalu 2 Azerbaijan 2 Gibraltar 2 Honduras 2 St. Lucia 2 St. Kitts and Nevis 2 Tunisia 2 Maldives 2 Malawi 1 Macau 1 Guyana 1 Zimbabwe 1 Eritrea 1 Papua New Guinea 1 Uganda 1 Grenada 1 Micronesia 1 Kazakhstan 1 Monaco 1 Panama 1 Uzbekistan 1 Kyrgyzstan 1 Angola 1



NANOS Funding 2010-11

- The NOVEL team would be extremely grateful for a continuation of the \$20,000 annual funding from NANOS
- We will continue to seek grant funding



Potential Projects

- All Star Grand Rounds – Deb Friedman
- NANOS Syllabi – Should we add these?
- Member collections – Who has assets we want to collect?
- NOVEL Wiki – N-O Encyclopedia, Committee information
- AAO Symposia – Add to NOVEL? Annually?
- Preferred Practice Patterns?
- Skew Deviation animation
- Quiz Tool
- Do we need a Memorandum of Understanding with our contributors?



AAO Collaboration?

- AAO would like to use some of our video assets
- Video assets are owned by our contributors
 - NOVEL own copies in the digital library
- Ask AAO to contribute video they obtain through other sources?
- Discussion



**Visit the NOVEL Table or Poster Session for
a NOVEL demonstration!**

Feel free to contact us at:

Nancy Lombardo, nancyl@lib.med.utah.edu

Kathleen Digre, Kathleen.digre@hsc.utah.edu

Larry Frohman, frohman@umdnj.edu

NOVEL Web Site
<http://NOVEL.utah.edu/>



NANOS Member Survey

A Spring 2009 survey of NANOS members on their perceptions and usage of NOVEL produced these results from 105 respondents:

- 97.1% of respondents are aware of the NOVEL resource
- 85.4% use the resource occasionally, monthly, weekly or daily.
- 95.8% found the resource to be useful or very useful
- 78.1 % have recommended the NOVEL resource to colleagues, residents or medical students
- 94.9 % are in favor of NANOS continuing support the NOVEL project